

■ GEBERIT

Twyford

EVERYTHING EDUCATION

**KNOW
HOW**
INSTALLED





GEBERIT AND TWYFORD. THE EDUCATED CHOICE ON EVERY LEVEL.

AT GEBERIT AND TWYFORD, WE HAVE A UNIQUE KNOWLEDGE AND UNDERSTANDING OF THE EDUCATION SECTOR, WITH THE CAPABILITY TO PROVIDE SPECIFIC SOLUTIONS ACROSS ALL AGE GROUPS. OUR COMBINED SECTOR EXPERIENCE MAKES US UNIQUELY EQUIPPED TO PROVIDE THE PERFECT ALL-ROUND PIPING AND SANITARY SOLUTION, WITH THE LATEST WATER EFFICIENT, RESILIENT AND EASY-TO-INSTALL PRODUCTS AVAILABLE FROM ONE RELIABLE SOURCE. WHEREVER SAFETY, ECONOMY AND SUSTAINABILITY ARE OF PARAMOUNT IMPORTANCE, WE PROVIDE COMPLETE PEACE OF MIND AND SAFE, FULLY COMPLIANT SOLUTIONS TO MEET EVERY EDUCATIONAL NEED.

Twyford

Part of the Geberit group since 2015, Twyford has been leading the way in washroom and toilet innovation for over 160 years. Besides continually moving washroom design forward with clever technology, smart design features and pioneering products like the Avalon and Sola rimless toilets, we're also committed to delivering lasting quality with 25 year guarantees on all ceramic products. Whatever the budget or application requirement, Twyford is the respected brand specifiers and installation professionals trust to deliver exceptional, long-lasting, water-efficient solutions.

■ GEBERIT

At Geberit, we use our passion for design and function to deliver reliable, high quality products that transform efficiency, increase safety and enhance educational environments. As a European market leader in sanitary innovation, we apply our vast know-how and over 150 years of experience to providing intelligent, fully integrated solutions. Besides featuring state-of-the-art system functionality, our piping and drainage products also deliver on hydraulics, fire protection, sound insulation and environmental properties, making us the partner of choice wherever sustainable solutions are required.

OVER 150 YEARS OF INNOVATION


1849

Thomas Twyford founded the sanitaryware company.



1956

Geberit begins production of drainage technology.



1989

Fresh water supply systems are added to the Geberit product portfolio.



2002

Twyford introduce Total Install®. Geberit training centre opens in Kent.



2011

The Geberit AquaClean initiative is launched in the UK.



2016

Geberit ranked in the top 100 most innovative companies by Forbes.



1909

First cisterns produced in Switzerland leave the production plant in Rapperswil.

1977

Launch of Geberit installation systems and shower toilets in Europe.



2007

Geberit sale of Terrain and Geberit Sales Ltd is formed. Twyford introduce Flushwise® and Rimfree®.



2014

50th anniversary of the Geberit concealed cistern.



2015

Geberit acquires Sanitec and the Twyford brand.



1883

Thomas William Twyford invents the Unitas, the first all ceramic free standing pedestal closet.



1921

The first patent for the "Phoenix" wooden cistern is registered.



1964

Geberit launch the first concealed cistern.



1980

Twyford introduces coloured bathroom suites.



2009

UK Head Office and Training Academy opens in Warwick.



2004

Geberit acquires Mapress Holding GmbH in Langenfeld (DE).



2012

Geberit Sigma80 touchless flush plate is launched. Geberit installed in the 2012 Olympic Aquatic Centre, London.



2017

Launch of the Geberit Bathroom Collection. The new Warwick Showroom opens.



WHY CHOOSE GEBERIT AND TWYFORD FOR YOUR NEXT EDUCATION PROJECT?

Our combined knowledge of what works in any academic context gives us a greater understanding of your needs. So from day one, we'll ensure that you receive unrivalled technical back-up to make each installation totally smooth and fully compliant.

Besides advising on all aspects of production planning and delivering exceptional parts availability, we also provide excellent logistical support and contractor training on subjects ranging from washroom safety to pipework connectivity.

And because we also understand that educational needs are complex and multi-layered, our expertise covers all eventualities, including Doc.M Rimless packs for less able applications and SpecMaster™, our specifier-friendly online resource which makes it easy to pre-select the right solution for every application.

OUR VALUES. OUR COMMITMENT TO YOU.



KNOW-HOW

We use our experience and technical expertise to create solutions that make a real and lasting difference, delivering advanced training through our worldwide academies.



INNOVATION

Every new development is based on solid research and the latest innovations. The quality of our R & D ensures that we stay ahead in sanitary technology.



PARTNERSHIP

Our customers are the focus of everything we do. We build better relationships by working together to discover more effective solutions.



RELIABILITY

We aim to create durable solutions by simplifying the complex and ensuring the safety and dependability of our products and systems throughout their lifecycles.



QUALITY OF LIFE

Our intuitive products enhance modern living, by setting new standards in design and functionality. Our focus on water economy is part of our long-term contribution to the environment and society.

CONSISTENTLY COMPLIANT.



The TMV Scheme

The TMV3 Scheme is the third party valve accreditation programme which is administered by Buildcert. It has been set up to test independently whether valves submitted are suitable for use in high risk commercial healthcare applications within the UK. The performance testing required in order to comply is based on the NHS model engineering specification D08 for thermostatic mixing valves. Other important factors are also considered: for instance, an applying company must also prove that they comply with ISO 9001 or a suitable equivalent quality control system, the valves are checked for correct marking so they can be identified in the field, packaging and instructions are checked to make sure they conform to guidelines issued by Buildcert.

The TMV2 Scheme is very similar to the TMV3 version but with one big difference: where the TMV3 scheme is intended to be used to certify valves for use in the high risk healthcare sector, TMV2 valves are specifically designed, built and tested for the domestic market.



BREEAM

Building Research Establishment Environmental Assessment Method (BREEAM) is a sustainability assessment method that is used to masterplan projects, infrastructure and buildings. Launched in 1990, by the Building Research Establishment (BRE) it sets standards for the environmental performance of buildings through the design, specification, construction and operation phases and can be applied to new developments or refurbishment schemes. BREEAM assessment evaluates the procurement, design, construction and operation of a development against a range of targets based on performance benchmarks across range of categories including; energy, water, pollution, transport and waste. Each category focusses on the most influential factors, including reduced carbon emissions, low impact design, adaption to climate change, ecological value and biodiversity protection.



WRAS

The Water Regulations Advisory Scheme (WRAS) exists to protect public water supplies from contamination and to encourage the use of water efficiency. Any installed water fitting that will come into contact with mains public water, must comply with WRAS water regulations. WRAS approval is the easiest way to demonstrate compliance, because it is granted directly through representatives of the WRAS Scheme. Whole products, such as taps, showers and valves undertake mechanical and water quality testing. The approval granted following this testing demonstrates full compliance with the WRAS Scheme. Non-metallic materials, such as rubber seals, only undertake testing for their effects on water quality. The test demonstrates that a particular material does not contaminate the water.

WATER SAVING AND INNOVATION.



A toilet that has no rim meaning there is nowhere for germs to hide and making it easier to clean.



Twyford's water saving dual flush 4/2.6 litre cistern system.



Our unique Total Install® system makes installation of toilets and bathroom fittings quicker and simpler than ever before. Giving a perfect and professional finish to every job.



The European Water Label (EWL) is designed to help easily identify water efficient products, which when installed and used correctly will use less water and save energy and money, compared to other products available in the market. Please visit the European Water Label website: www.europeanwaterlabel.eu for more information.

PRODUCTS FOR EVERY AREA

Throughout this booklet you will find the icons below, these can help you see which products are used in which areas of school. Check over the page for the at a glance guide.



TOILET



LABORATORY



KITCHEN



OUTSIDE AREAS



CLASSROOM



LESS ABLED



GYM



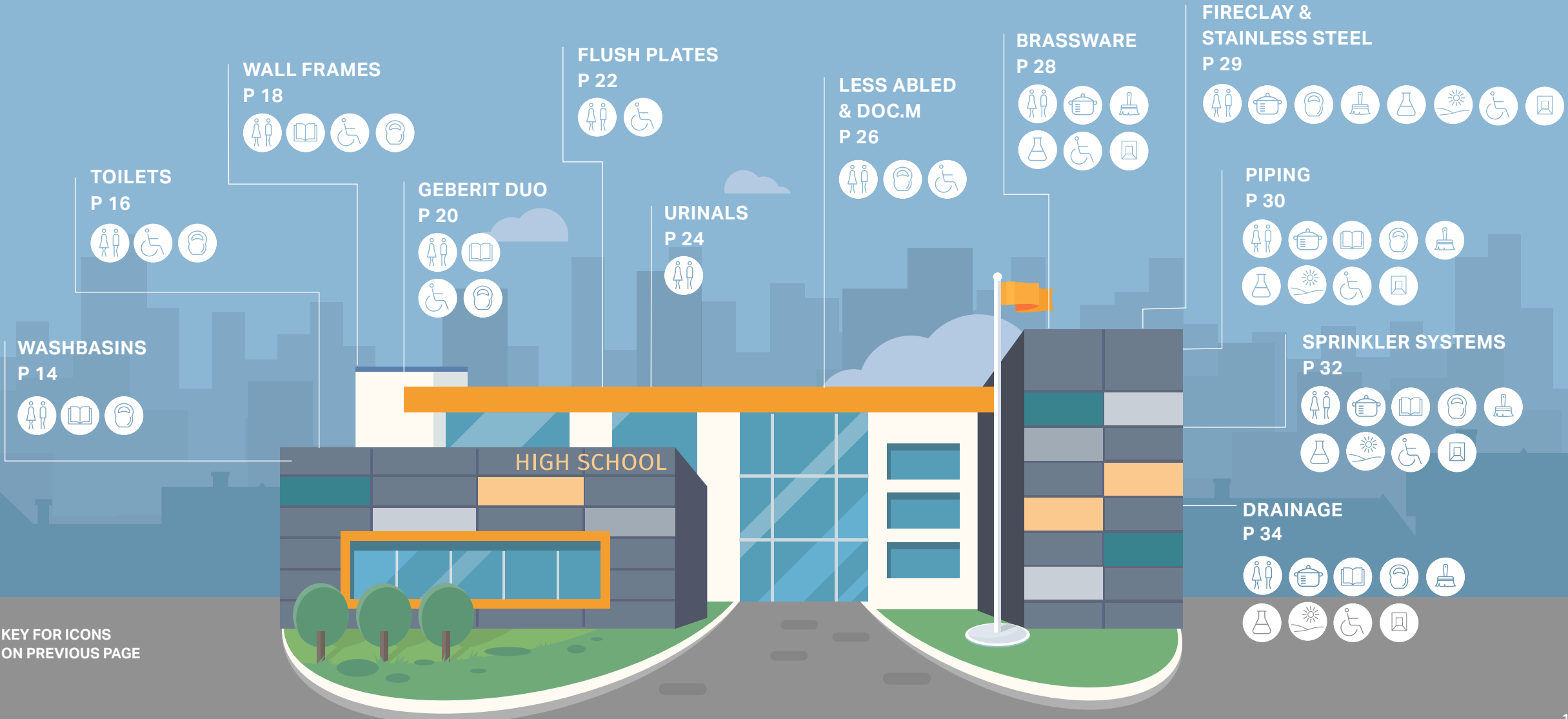
CORRIDORS



CLEANERS ROOM

PERFECT SOLUTIONS FOR EVERY EDUCATIONAL SPACE.

Our supply and drainage pipes are the veins of any educational building, reliably supporting and maintaining every aspect of school, college and university life. Together, Geberit and Twyford can provide innovative, fully integrated solutions which keep everything running smoothly, efficiently and economically, every day.



KEY FOR ICONS
ON PREVIOUS PAGE

PROVEN PERFORMANCE FROM INFANT SCHOOL TO CAMPUS.



GWENFRO COMMUNITY PRIMARY SCHOOL, WREXHAM.

Gwenfro Community Primary School selected Geberit Mepla and Twyford ceramics to deliver on their £4.9 million makeover.

Co-funded by the Welsh Government through its 21st Century Schools and Education Programme, the project required a forward-thinking approach to safety and sustainability.

A range of Twyford products successfully contributed towards the BREEAM rating. Alongside Twyford air button dual flush and concealed cistern flush systems, Twyford E100 round basins were fitted with Sola push button taps, which prevent wastage by turning off automatically. Also specified were our ambulant Doc.M cubicle, Twyford Avalon rimfree® and Twyford Sola rimless toilets, which increase hygiene and safety in high volume areas.

All heating and water is safely supplied via Geberit Mepla. With its corrosion-resistant combination of synthetic and metallic materials, Mepla is economical to install, permanently leakproof and offers excellent stability and durability.



THE FOREST SCHOOL IN HORSHAM.

For its refurbishment, the Forest School boys' comprehensive had its antiquated heating system updated with help from Geberit.

Following the installation of new boiler plant by contractors BSW Building Services, the second phase involved upgrading 200 radiators, 50 fan convectors and 5 radiant panels utilising Geberit Mapress Carbon Steel system. Simple to install and connect, Mapress makes life easier for engineers and is reassuringly easy to test for leaks.

Clean joints enabled a faster commissioning process and with no need for hot works, downtime was kept to a minimum. All key considerations for any building which needs to be up and running quickly.

Combining light weight with the strength to withstand pressures up to 16 bar, Mapress was also chosen for its external galvanised coating which provides a corrosion resistant finish, ensuring even greater longevity.



WHITMORE HIGH SCHOOL.

Awarded Government funding to rebuild from the ground up, Whitmore High School opted for Geberit's flexible solution.

To fulfil the unique project requirements, contractors NG Bailey used Geberit's innovative and flexible piping and drainage solutions. This flexibility was put to good use as the curvature of the building is one of its key architectural features. Because Geberit Mepla can be bent to fit, installers were quickly able to follow the line of the building, lowering costs.

Elsewhere, Geberit Mapress Stainless Steel was specified for the hot water system due to its ability to withstand high temperatures and pressure while retaining excellent hygiene standards. And because it requires around half the flushing time of steel or soldered copper systems, it also ticks environmental boxes too. While Geberit Pluvia siphonic roof drainage system was chosen for its siphonic action and excellent noise reduction properties.



THE WEALD SCHOOL, WEST SUSSEX.

West Sussex council select an outstanding Geberit Mapress solution for an OFSTED 'Outstanding' school.

When one of the South of England's highest performing non-selective sixth form schools was looking to expand and redevelop its facilities, it selected the proven performance of Geberit Mapress to pipe heating and hot water around its new buildings.

To ensure that the new piped services met the school's high standards of safety and functionality, Geberit Mapress was specified for its ease and speed of installation. Because no hot works or cooling down time are needed, Geberit's installer-friendly press fitting solution is suitable wherever increased safety and reduced risk are mandatory requirements.

In fact, this tried and trusted solution has made such an impression, the council plans to adopt Mapress for all future school works.

MULTIPLE CHOICE SOLUTIONS FOR WASHBASINS.

OUR WASHROOM OPTIONS COMBINE OUTSTANDING FLEXIBILITY AND MODERNITY WITH LONG-LASTING PRACTICALITY. THE CONTEMPORARY SIMPLICITY OF EACH DESIGN BRINGS SMART DESIGN AND INTELLIGENT HYGIENE TO WASHROOM PLANNING.

NOT JUST ADAPTABLE, BUT AFFORDABLE TOO.

We believe that even when new build or refurbishment budgets are restricted, your choice of washbasins shouldn't be. Whatever your plans, our adaptable range will fit the bill perfectly, without compromising on style.



Selnova Semi-recessed washbasin

A SPLASH OF COLOUR IN THE WASHROOM.

CLEVER DESIGN MAKES BAMBINI WASHBASINS IDEAL FOR YOUNG CHILDREN. THE LOW PROJECTION OF 415MM, HEIGHT RATIOS AND WAVY DESIGN ENABLES THEM TO REACH THE TAP WHATEVER THEIR HEIGHT AND THEY'LL PICK UP GOOD AND INDEPENDENT HYGIENE HABITS WHILE HAVING FUN.

- Smart wavy design with rounded edges for safety provides four wash places at two different heights, with left or right gradation available
- Removable perspex dividers prevent flooding while encouraging playful washing - there's a maximum water height of 100mm and slightly lower overflow holes so the water drains easily
- The washbasin is made from Varicor® which has a pleasantly warm and velvety surface and is extremely durable and easy to clean. Front and side trims connected to form a smooth surface with no gaps
- Optional front and side trims in blue, red or yellow
- Stainless steel wall console for secure mounting



Geberit Bambini wash trough



Geberit Bambini wash trough



TAKING TOILETS TO A MORE ADVANCED LEVEL.

IN CUBICLE AFTER CUBICLE, TWYFORD AND GEBERIT ARE THE TOILET SOLUTION OF CHOICE FOR EDUCATIONAL SPECIFIERS, WITH SUPER ECONOMICAL FLUSHWISE® TECHNOLOGY USING UP TO 60% LESS WATER.

TWYFORD SOLA. SO FLEXIBLE. SO HYGIENIC.

Twyford Sola is the flexible installation solution with back-to-wall or close coupled options and an open seat ring for younger and pre-school pupils. Across all age groups, the revolutionary rimless toilet technology makes maintaining hygiene effortless. Flushing effectively on 4 litres to meet BREEAM specifications, Twyford Sola is economically sound and ecologically friendly, with an infant-friendly coloured seat option.

A MORE EFFICIENT USE OF SCHOOL BUDGETS.

Twyford Alcona ranges and Geberit Selnova ranges combine water saving efficiency with innovative functionality. From dual flush button operation to space optimising design solutions, we have it covered.



Geberit Selnova round wall-hung toilet



Geberit Selnova toilet with cistern



Sola Rimless back-to-wall toilet and washbasins



IN FRONT FOR BEHIND THE WALL FRAME TECHNOLOGY.

In any educational environment, hygiene, flexibility and all-round usability are of paramount importance. With Geberit Duofix behind the wall frame technology, every eventuality has been considered. Having pipework and cisterns neatly concealed behind the wall not only saves space, but cleaning and maintenance time too. While the versatility of Geberit Duofix frames enables wall-hung WCs to be easily installed in a variety of situations including under a window, in narrow wall ducts or under a sloping ceiling. They also provide up to 49cm of seat height adjustment, making them suitable for pupils of all ages.

- Frames in various heights, depths and functionalities
- Suitable for toilets, washbasins, urinals and Geberit electronic tap systems
- Geberit Duofix toilet is tested to withstand 400kg of weight
- Easy installation with only four fixing points
- Pre-wall fixing brackets with adjustable 90° drainage bend included
- Spare parts availability guaranteed for 25 years.



Geberit Selnova wall-hung toilet



GEBERIT DUOFIX DELTA TOILET FRAME



Leakproof:
A one piece blow moulded tank for a secure water tight seal



Peace of mind:
Geberit offers a 25 year spare parts supply guarantee



Load-bearing:
Each toilet frame is tested to withstand 400kg of weight



Time saving:
Quick and easy to install



Easy maintenance:
Full access to the cistern through the flush plate



Depth adjustable drainage bend:
Flexible positioning



Future proofing:
Prepared for the demands of tomorrow



Self impeding feet:
Makes changing the frame height a one man job



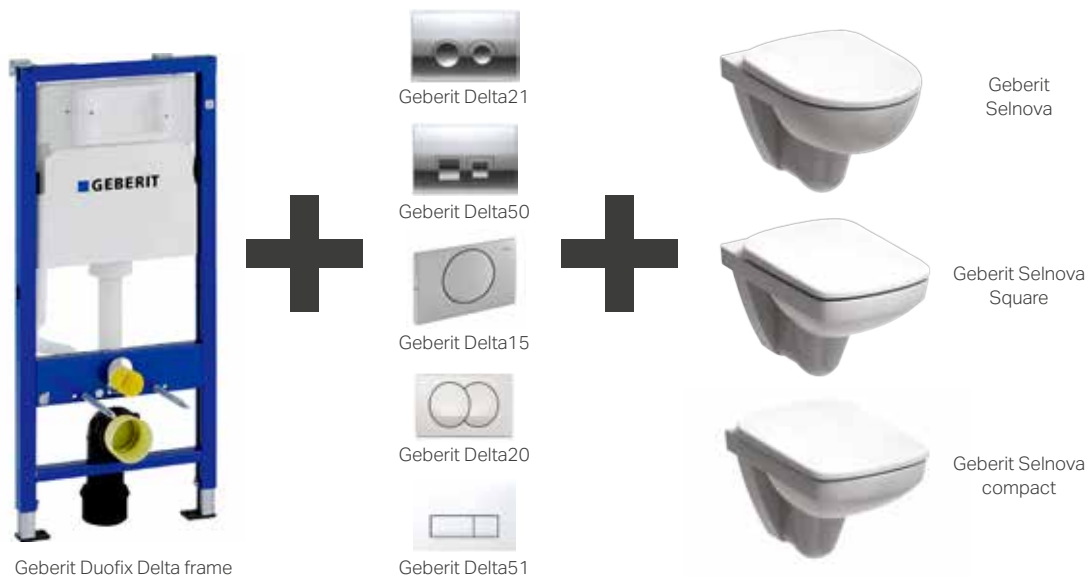
THE GEBERIT DUO MADE FOR EACH OTHER.

GIVING SCHOOLS THE SUPPORT THEY NEED

The space-saving combination of an innovative Geberit Duofix frame with a Geberit Delta round or square flush plate, paired with any effortlessly stylish Geberit Selnova wall-hung toilet represents the perfect partnership. One that is transforming the look of school washrooms and toilets all over the UK.

WORKING WONDERS WITH SCHOOL BUDGETS

- Exceptional load bearing capability makes this a robust solution you can depend on
- An affordable solution which helps to optimise school budgets
- Stylish combination creates a real sense of space, bringing a new design aesthetic to washrooms
- Both the Geberit Duofix frame and wall-hung toilet are quick and easy to install
- Free installation training available through the Geberit Academy - visit geberit.co.uk/installertraining



Geberit Duofix Delta frame

Geberit Delta21

Geberit Delta50

Geberit Delta15

Geberit Delta20

Geberit Delta51

Geberit Selnova

Geberit Selnova Square

Geberit Selnova compact





FLUSHING TECHNOLOGY WITH SECURITY BUILT IN.

QUESTION: HOW DO YOU BRING THE LATEST FLUSH PLATE TECHNOLOGY INTO HIGH VOLUME AREAS SUCH AS SCHOOL, COLLEGE AND UNIVERSITY WASHROOMS?

ANSWER: INSTALL AN ULTRA-SECURE GEBERIT FLUSH PLATE.

Our flush plates are the definitive finishing touch for any washroom, combining a streamlined design aesthetic with innovative manual or electronic actuation. The combination of vandal proof stainless steel designs, touchless infra-red and the latest tamper proof features, ensure that they keep their effortlessly stylish looks, while keeping heavy-handed pupils at bay.



Sigma01



Sigma10 infra red



Sigma20

**KNOW
HOW
INSTALLED**



Sigma01



OUR MOST COMPACT AND FLEXIBLE LINE UP YET.

THE INTELLIGENT DESIGNS IN OUR CLIFTON, CAMDEN AND CENTAURUS RANGES PROVE THAT URINALS CAN BE MORE THAN MERELY FUNCTIONAL. PROVIDING REASSURINGLY HYGIENIC SOLUTIONS FOR ANY ACADEMIC ENVIRONMENT, THEIR COMPACT DIMENSIONS OPEN UP ALL KINDS OF NEW DESIGN POSSIBILITIES.

TWYFORD CLIFTON, CAMDEN AND CENTAURUS. EVERY SOLUTION, FOR EVERY WASHROOM SPACE.

With concealed cisterns and waterless technology, odour-reducing intelligence and anti-vandal resilience, our Clifton, Camden and Centaurus urinal ranges provide you with smart and reassuringly dependable solutions for every washroom location.



Clifton Urinal



Centaurus Waterless Urinal



Camden Urinal



PERFECTLY PLACED TO OFFER **A MORE ACCESSIBLE SOLUTION.**

EVERY DAY, WE HELP THE LESS ABLED TO ENJOY MORE SAFETY, MORE COMFORT AND MORE INDEPENDENCE. WITH A CATEGORY-DEFINING RANGE OF DOC.M PACKS AND ROBUST SUPPORTS, EVERYTHING IS CAREFULLY THOUGHT OUT TO GUARANTEE EASIER ACCESS FOR THOSE WHO NEED IT MOST.

MAKING SCHOOL LIFE MORE ACCESSIBLE .

With Doc.M rimless packs, robust grab rails, raised height toilets, long and short projection toilets and accessible washbasins, if there's anything we can do to help, you'll find it in our range.



Doc.M rimless back-to-wall pack



Geberit Selnova raised height toilet



Geberit Selnova Comfort washbasin



Geberit Selnova Comfort wall-hung extended projection toilet



TAPS THAT TICK EVERY WASHROOM BOX.

TAPS IN NURSERIES, SCHOOLS, COLLEGES AND UNIVERSITIES HAVE TO COPE WITH A WIDE VARIETY OF CHALLENGES. OUR COMPREHENSIVE RANGE COVERS EVERY WATER-SAVING, TEMPERATURE-CONTROLLED, FLOW-RESTRICTED, BREEAM COMPLIANT OPTION YOU NEED.

SMARTER TAP SOLUTIONS FOR STUDENTS.

These taps and mixers meet every contemporary washroom or bathroom need, combining affordability with advanced technology and WRAS approved materials. All basin mono taps are fitted with clicker wastes and flexible tails as standard and flow regulators can be added to control water usage and comply with BREEAM.



Sola infra red spout



Sola TMV3 Basin Mixer



THE INNOVATION GOES ON AND ON.

WE UNDERSTAND THAT MANY SCHOOL APPLICATIONS INVOLVE HEAVY USE IN HIGH TRAFFIC AREAS. THAT'S WHY WE'RE THE EXPERTS WHEN IT COMES TO STAINLESS STEEL AND FIRECLAY PRODUCTS. OUR EASY-CLEAN, STAIN-RESISTANT SOLUTIONS OFFER PROVEN PERFORMANCE WHEN FACED WITH THE ROUGH AND TUMBLE OF EVERYDAY ACADEMIC LIFE.

PROVIDING HYGIENE ON THE GO.

Our pioneering approach to washing troughs, cleaner's sinks and laboratory sinks makes school environments safer, more accessible and infinitely more hygienic.



Handwash station



Cleaners sink



RELIABLE CONNECTIONS THAT PASS EVERY TEST.

WHEREVER RELIABILITY, SAFETY AND EASE OF INSTALLATION ARE KEY, GEBERIT SUPPLY SYSTEMS CAN PROVIDE A REASSURINGLY COST-EFFECTIVE ANSWER. WHETHER IT'S DRINKING WATER, HEATING OR GAS, GEBERIT CAN PROVIDE A DEPENDABLE SOLUTION FOR SCHOOLS, COLLEGES AND UNIVERSITIES.

GEBERIT MAPRESS

Geberit Mapress is the press-fit system that can be put into action in any academic environment. With a wide range of materials and seal rings, it provides a specialist solution for all applications where speed and safety, flexibility and efficiency are of the highest priority. There are no hot works and no cooling down required, which dramatically cuts installation time and downtime, ensuring a safe, long-lasting connection every time.

GEBERIT MEPLA

Geberit Mepla is the safe, simple, economic and hygienic multilayer pipe system, featuring a proven combination of PVDF, gunmetal and brass, making it the perfect system for potable water and heating applications in schools.

With a pipe made from three layers (an outer layer of PE-RT, aluminium core and an inner layer of PE-RT), processing is easy and flexible. This ensures a high degree of safety and reliably tight connections, whilst complying with the strictest hygiene standards.



WATER



GAS



HEATING



COOLING



GEBERIT MAPRESS TECHNOLOGY MAKING INSTALLING SPRINKLERS SIMPLER.

THE PERCEIVED BARRIERS TO RETROFIT INSTALLATIONS

DESPITE THEIR CLEAR BENEFITS, RETROFIT SPRINKLER SYSTEM INSTALLATIONS IN TOWER BLOCKS AND PUBLIC BUILDINGS WERE RARE BEFORE THE GRENFELL TOWER FIRE BECAUSE THEY ARE COMMONLY SEEN AS COSTLY, DISRUPTIVE AND MORE OF AN INCONVENIENT UPGRADE THAN A VITAL SAFETY MEASURE. WHILST THESE PERCEIVED BARRIERS MAY BE TRUE FOR SOME OUTDATED SYSTEMS, IT IS NOT REPRESENTATIVE OF THE LATEST TECHNOLOGIES AVAILABLE TO CONTRACTORS.

Here are four of the most commonly perceived barriers and why, with the right education, they should not prevent vital installations - even in advance of any potential change in fire safety laws.

→ Hot works

"We don't want open flames from soldering or welding, which can pose a risk of fire in itself during installation."

This is a valid point with soldered or welded pipe systems, particularly in mission critical buildings or where safety is of extra concern, like hospitals, education or care homes. Press fit systems, however, do not require hot works, which makes them the perfect choice for retrofit installations – more on that overleaf.

→ Aesthetics

"It's too costly and disruptive to conceal pipes for a retrofit sprinkler system – but we can't leave exposed pipes throughout the building?"

Press fit systems are also less costly and less disruptive than you might think because they can be easily installed within removable ceilings, with no need for hot works. Another way in which they can facilitate retrofit installations.



→ Disruption

"Residents have already raised concerns about disruption - how messy will it be and will they need to move out?"

Welding or soldering will inevitably be more messy than a press fit system. As for disruption, the Callow Mount high rise retrofit pilot project¹ in 2011/12, backed by the British Automatic Fire Sprinkler Association, showed that installation of a press fit sprinkler system into a flat could be completed in less than one day without evacuating residents.

In fact, the whole scheme, covering 48 flats including lobbies, boiler rooms and bin stores, commissioning and snagging, was completed in just four weeks.

1. https://www.bre.co.uk/filelibrary/Sustainability%20through%20Planning/Callow_mount_Retrofitting_sprinkler_systems_Steve_Seaber.pdf

→ Cost

"We simply don't have the budget. There are other fire suppression methods available at a cheaper cost."

A sprinkler system in a new building generally costs no more than 1-2 per cent of the total build cost and whilst retrofit sprinkler systems will inevitably be more costly, a fire sprinkler system can be installed at a lower cost as part of other renovation works.

**KNOW
HOW
INSTALLED**

LPCB - both stainless and carbon steel internal/external galvanized pipework are suitable and approved under LPCB guidelines

PUT SIMPLY, THERE IS NO OTHER FIRE SUPPRESSION SYSTEM AS EFFECTIVE AS SPRINKLERS – NOBODY HAS EVER DIED FROM A FIRE IN THE UK IN A BUILDING WITH A WORKING SPRINKLER SYSTEM.



GEBERIT DRAINAGE SOLUTIONS. QUIETER IN CLASS.

NOBODY KNOWS MORE ABOUT SAFELY TRANSPORTING WATER THAN GEBERIT. OUR KNOW-HOW COVERS EVERY KIND OF WATER PATH IN SCHOOLS, COLLEGES AND UNIVERSITIES. FROM CONNECTION TO THE WATER SUPPLY AND BUILDING-WIDE DISTRIBUTION, TO DRAINAGE FROM ROOFTOPS AND HIGH RISE BUILDINGS, OUR JOINED-UP THINKING CREATES ALL ROUND CONNECTIVITY. IT'S AN APPROACH WHICH MAKES OUR TOTAL SYSTEM SOLUTIONS THE FIRST CHOICE FOR HYDRAULICS, FIRE PROTECTION, SOUND INSULATION, LOW MAINTENANCE, BLOCKAGE PREVENTION AND ENVIRONMENTAL COMPLIANCE.




Geberit Pluvia has revolutionised drainage from large roof areas. Come rain, shower or downpour, our siphonic roof drainage system uses negative pressure technology to deliver a discharge rate twice that of conventional systems, for maximum performance whilst minimising pipework.



Geberit Silent-PP is reliably robust and safe even at low temperatures, Geberit Silent-PP has the strength to significantly reduce the risk of damage or breakage. The award-winning push fit design enhancements such as visible insertion depths and gripping ribs on the sockets make insertion, alignment and fitting quick and easy.



Geberit HDPE brings proven capability to waste disposal wherever system security is required. From extreme temperature changes and pressure shifts to aggressive media, it offers the ultimate professional solution for long term peace of mind.



Geberit Silent-db20 is the versatile waste and drainage system that quietly gets on with the job for discharge stacks and floor connections, combining effective sound insulation with a high discharge capacity and a leak-proof welded system.

**KNOW
HOW
INSTALLED**

Geberit Sales Ltd
Geberit House
Edgehill Drive
Warwick
CV34 6NH

T 01926 516800
E enquiries@geberit.co.uk

twyfordbathrooms.com
geberit.co.uk